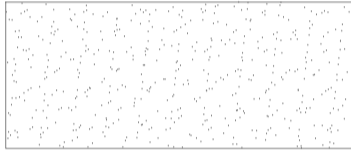

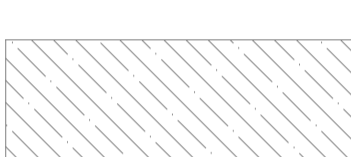
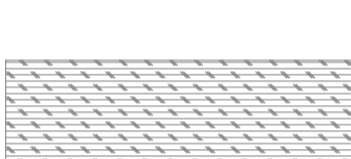





LEGEND

- BITUMEN ROAD 
- GRASS 
- HARDSTAND 
- SWALE 
- EXISTING NATIVE VEGETATION 
- CONCRETE 
- ROOF 
- AREA OF ROOF SHOWN FOR INFORMATION

NOTES:
 1. PLANTING IN ACCORDANCE WITH CMDG STORMWATER DRAINAGE DESIGN GUIDELINE D5 ANNEXURE D05A.

PREVIOUS DRAWING MC1868-G-001

CONFIDENTIAL **ISSUED FOR CONSTRUCTION**

NUMBER	REFERENCE DRAWINGS	REV	DATE	REVISION DESCRIPTION	DRN	CHK	ENG	REG No.	APP
		1	02.08.24	SITE LAYOUT REVISED	AMC	DO	DO		TC
		0	27.06.24	ISSUED FOR CONSTRUCTION	AMC	DO	DO		TC
		C	24.05.24	SITE LAYOUT UPDATED	AMC	JH	JH		TC
		B	29.04.24	SITE LAYOUT UPDATED	AMC	JH	JH		TC
MC23050-000-Z-GAR-001	GENERAL LAYOUT STAGE 1 & 2	A	19.02.24	ISSUED FOR INFORMATION	AMC	JH	JH		TC

Alpha HPA

THIS DRAWING REMAINS THE PROPERTY OF THE ABOVE CLIENT AND SHALL NOT BE USED OR REPRODUCED WITHOUT WRITTEN CONSENT.

Prudentia ENGINEERING

SCALE	1:750
DRAWN	A.MCCREDDEN 08.11.23
CHECKED	J. HEPBURN 19.02.24
ENGINEER	J. HEPBURN 19.02.24
APPROVED	T. CHOW 19.02.24
CLIENT	

ALPHA HPA
 HPA FIRST PROJECT
 OVERALL SITE PLAN
 LANDSCAPING DETAILS

DRG. No. **MC23050-000-Z-GAR-00004** REV 1